

Treat bag toppers

These colourful and fun treat bag toppers are a quick and easy way to add a personal touch to your gifts.

You will need:


Your Epson printer
Epson genuine ink
A4 paper
Scissors
Glue or adhesive tape
Wooden skewers

Instructions:


1. Print on high quality paper.
2. Cut out and fold the edges (depending on the template).
3. Stick the edges together.
4. Glue/affix the Treat Bag Topper to your gift bag.



EPSON®




BACK:




FRONT:

EPSON®




BACK:



FRONT:

EPSON®



EPSON®

FRONT:



BACK:

