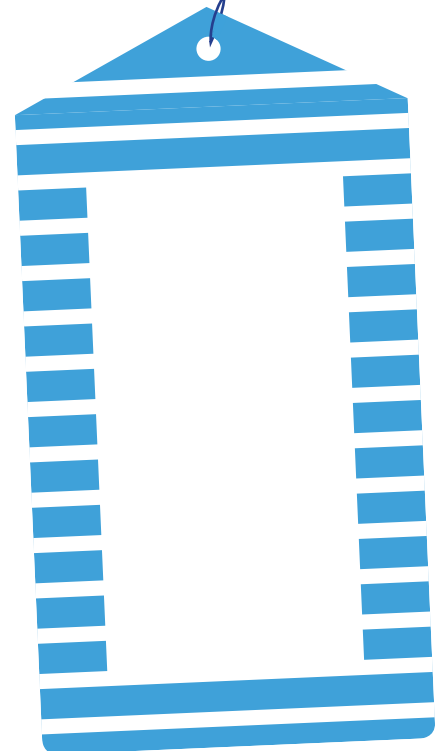


What you need:





- Your Epson printer
- Good quality paper or card
- Scissors
- String or thin ribbon

Instructions:

1. Make sure your printer's properties are set to high quality, colour printing
2. Print and cut out each shape
3. Make a small hole where marked
4. Thread a short piece of string or thin ribbon through the hole
5. Add your personal message in the space provided
6. Spruce up those presents with a homemade gift tag



EPSON[®]
EXCEED YOUR VISION



EPSON[®]
EXCEED YOUR VISION

